


Characteristics

Nominal Resistance	50Ω
Substrate Material	BeO,AlN,Al2O3
Resistance Tolerance	±5%, ±2%
Power Rating	5-500W
Frequency Range	DC-18GHz
Operating Temperature	-55 to +150°C
Temperature Co-efficiency	<150ppm/°C



Notes:

- 1).Resistance and lead length can be customized.
- 2).RoHS compliant.

Figure 1

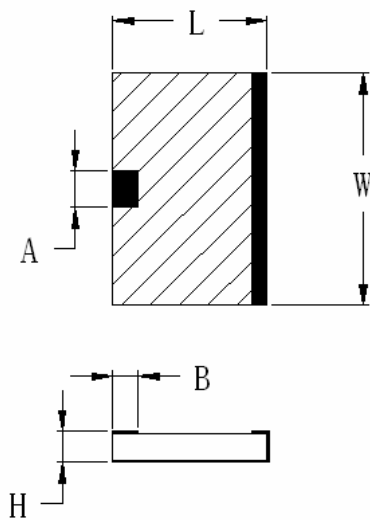
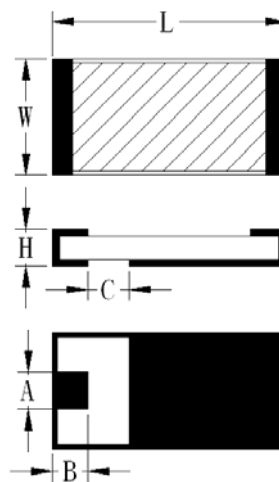


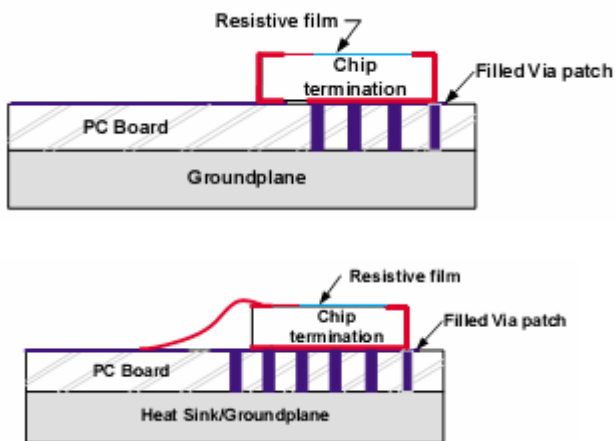
Figure 2



List of Chip Terminations

Power Rating (W)	Frequency Range (GHz)	VSWR (Max)	Dimension(mm)						Model Number
			W	L	H	A	B	C	
5	DC-4	1.20	1.27	2.54	1	1.1	0.5	N/A	ET50-5CT2201A
10	DC-3	1.20	5	2.5	1	0.9	0.5	N/A	ET50-10CT0304A
10	DC-3	1.20	5	2.5	1	2.3	1	1	ET50-10CT0307B
20	DC-18	1.35	5	2.5	1	0.9	0.5	N/A	ET50-20CT0305A
20	DC-4	1.20	2.5	5	1	1.1	0.5	N/A	ET50-20CT0306A
20	DC-4	1.20	6	6	1	1.4	1	1	ET50-20CT1105B
20	DC-4	1.2	6.35	6.35	1	1.4	1	1	ET50-20CT3302B
30	DC-2.5	1.20	6.35	9.5	1	1.4	1	1	ET50-30CT2302B
40	DC-3	1.20	9.5	9.5	1	2	1	1	ET50-40CT2503B
40	DC-3	1.30	10	10	1	2	1	1	ET50-40CT1503B
40	DC-6	1.20	6	6	1	1.4	1	N/A	ET50-40CT1103A
50	DC-4	1.2	6.35	6.35	1	2.3	0.5	N/A	ET50-50CT3301A
60	DC-3	1.20	6	6	1	1.4	1	N/A	ET50-60CT1104A
100	DC-3	1.20	9	6	1	1.4	1	N/A	ET50-100CT1206A
150	DC-3	1.20	6.35	9.5	1	1.4	1	N/A	ET50-150CT2301A
150	DC-2	1.20	9.5	9.5	1	1.4	1	N/A	ET50-150CT2501A
250	DC-1	1.30	9.5	9.5	1	2.6	1	N/A	ET50-250CT2502A
250	DC-1	1.30	10	10	1	2.6	1	N/A	ET50-250CT1502A
500	DC-1	1.30	12.7	12.7	1.5	2.6	1	N/A	ET50-500CT2404A

Note: Appendix A in the P/N is for Fig.1;B for fig.2.



Suggested mounting procedures:

- 1.Solder part or leads in place with controlled temperature iron (260°C).
- 2.Drill thermal via through PCB and fill with solder.

Eleading Technologies Ltd.

F5102, Yunshenchu, Yuanlin Rd., Shatoujiao, Shenzhen, China. Zip.518081. Phn.++86,755,2528 5648 Fax 2528 5629

eleading@vip.163.com sales@eleadingchina.com www.eleadingchina.com